

# ACCUS STARTS


A STATISTICAL ANALYSIS OF 9-BALL POCKET BILLIARDS

(201)838-7089

Jul. 1-Aug. 5, 1985

Vol. 1, No. 5

## *Wade Crane Steals Show at Busch Open*



**M O L I N E** - After a second round loss, Wade Crane strung eleven wins to swipe the \$7,000 booty and the *Busch World Open* title. Miller Time Billiards hosted the race to 11 double elimination event while boasting a full field. In his quest for the title, Crane posted victories over Moehler (10), Mathews (7), Kitto (9), Bell (5), Hunter (4), West (5), Luat (9), Hall (8), McCoy (8), Dobesenski (4), and Hubbart twice (6) and (8).



# BUSCH WORLD OPEN

## MOLINE, ILLINOIS

### July 16-20, 1985

#### FINAL STANDINGS

### Men:

#	NAME	AVG.	PRIZE
1.	Wade Crane	(.890)	\$7,000
2.	Larry Hubbard	(.854)	4,000
3.	Ron Dobesenski	(.842)	2,700
4.	Don McCoy	(.870)	2,000
5th-6th			
	Buddy Hall	(.873)	1,400
	Mike Gulyassy	(.820)	1,400
7th-8th			
	Efren Reyes	(.875)	1,100
	Rudolfo Luat	(.836)	1,100
9th-12th			
	Jim Mataya	(.872)	800
	Dallas West	(.868)	800
	Chris MacDonald	(.833)	800
	Jim Wetch	(.816)	800
13th-16th			
	Earl Strickland	(.855)	500
	David Howard	(.849)	500
	Bob Hunter	(.836)	500
	Randy Lamar	(.812)	500
17th-24th			
	Jay Swanson	(.886)	275
	Terry Bell	(.843)	275
	Dick Weaver	(.840)	275
	Danny DiLiberto	(.834)	275
	Paul Brienza	(.820)	275
	Pat Fleming	(.820)	275
	Howard Vickery	(.802)	275
	Bob Opsahl	(.753)	275
25th-32nd			
	Scott Kitto	(.874)	
	Jim Rempe	(.859)	
	Mark Wilson	(.823)	
	Ray Martin	(.813)	
	Tom Spencer	(.806)	
	John Abruzzo	(.801)	

#	NAME	AVG.
	Paul Baker	(.731)
	Tor Lowry	(.725)
33rd-48th		
	Jeff Carter	(.858)
	Dave Bollman	(.843)
	Kim Davenport	(.809)
	Rich Geiler	(.802)
	Grady Mathews	(.800)
	Mike Sica	(.791)
	Ken Cross	(.788)
	Mike Massey	(.787)
	Rudy Pasqual	(.786)
	Mark Jarvis	(.773)
	Larry Schwartz	(.771)
	Scott Goodwin	(.761)
	Bob McDonald	(.760)
	Jim Martin	(.757)
	Mike LaPorte	(.647)
	Joe Magic	(.532)
49th-63rd		
	Rusty Moehler	(.835)
	Fred Bentivegna	(.819)
	James McCrary	(.790)
	Steve Maniccia	(.781)
	Tom Karabotsos	(.767)
	Ron Purtee	(.755)
	Jim Marino	(.752)
	Dan Cook	(.728)
	Bucky Carroll	(.691)
	Guido Orlandi	(.651)
	Jim Willard	(.626)
	Ed Dienethal	(.590)
	Steve Snider	(.540)
	Tom Carothers	(.518)
	Ray Badami	(.415)

### Women: (in the money)

	NAME	PRIZE		NAME	PRIZE		NAME	PRIZE
1st	Jean Balukas	\$2,500	5th-6th	Billie Billing	465	9th-12th	Geri Engh	165
2nd	Laura Smith	1,565		Ewa Mataya	465		L.J. Ogonowski	165
3rd	Mary Kenniston	1,065	7th-8th	Robin Bell	265		Shari Simonsen	165
4th	Bonnie Hoffman	765		Vicki Frechen	265		Kelly Simpson	165



# Crane Rebounds with Eleven in a Row

## Miller Time Billiards

In addition to adding over \$12,000 to the purse, Miller Time Billiards made the players as comfortable as possible by arranging special motel rates and a shuttle van which was at the player's disposal. At the tournament site was a restaurant, bar, and pool tables for open play. The tournament arena featured five Gold Crowns with Simonis cloth, and bleachers running the length of the room. Cocktail waitresses were aplenty taking orders for food and drink. Mini tournaments were held every night as Miller Time Billiards stayed open 24 hours.

## Men's Division

The race to eleven, double elimination tournament used the PBA rules. After some mediocre matches which included an 11-10 win over Rusty Moehler and a 10-11 loss to Mike Gulyassy, Wade Crane exploded with eleven wins in a row. He played better and better as the tournament progressed. Of the twenty-five .900's shot during the entire tournament, Crane shot five of them in his last eight sessions.. Crane ran out from the break 35% of the time and if he made a ball on the break without scratching, he ran out 54% of the time.

Other unusual happenings were Rudolfo Luat winning three of his

sessions 11-10. Dick Weaver and Steve Maniccia both lost their two sessions on the hill. There were 19 "wire" matches and only 3 shutouts.

## Women's Division

The women played a race to nine and also used the PBA rules. In the 30 player field, Jean Balukas did not surprise anyone by going undefeated for the \$2,500 first prize. The player who gained the most recognition was runner-up Laura Smith. Laura played remarkably well as evidenced by the players she defeated. In order, she defeated Titcomb, Turner, Simpson, Bell, Mataya, Hoffman, and Kenniston. Enough said?

## Notable Matches

The **Busch World Open** featured many exciting matches worthy of note. The number in parentheses is the player's TPA for that session.

Trailing 5-10, **Rusty Moehler** (.845) evened the match at 10-10 before falling victim to **Wade Crane** (.832).

**Jeff Carter** (.932) was the only player that never missed a shot as he defeated **Jim Marino** (.780) 11-3.

**James McCrary** (.775) never lost the lead in the match until **Bob Opsahl** (.768) beat him 11-10.

While leading 9-8, **Tom Spencer** (.808) missed a difficult shot. **Howard Vickery** (.820) never left the table until it was over, 11-10.

**Efren Reyes** (.952) scored the highest TPA for a

single session while defeating **Mark Wilson** (.654) 11-2.

After trailing 4-7, **Mike Gulyassy** (.824) gave **Wade Crane** (.865) his only defeat by the score of 11-10.

**Larry Hubbart** (.833) nearly fell victim to **Bob Opsahl** (.763.) From a 2-8 deficit, Hubbart won 11-9.

In another come-from-behind match, **John Abruzzo** (.848) defeated **Dave Bollman** (.826) 11-9 after being behind 1-7.

**Bob Opsahl** (.774) upset **Ray Martin** (.757) 11-10 after trailing 1-7.

**Jay Swanson** (.901) tied high run honors by running four racks in his 11-8 victory over **Jim Rempe** (.877).

Rookie **Jim Wetch** (.811) defeated veteran **Danny DiLiberto** (.806) 11-5.

**Wade Crane** (.867) ran out from his break seven times and from **Terry Bell's** break twice. At 10-2 Crane was shooting .987, then missed a handful of shots before defeating Bell (.667) 11-5.

(continued on page 13)



Lou Butera

8 x 10 Pool Photographs  
by **BILLIE BILLING**

Large Selection Available

\$5.95 each or 6/\$30

Plus \$1.50 postage & handling

Send check or money order to:

**BILLIE BILLING**

311 6th Avenue

Brooklyn, NY 11215



**Denton A. Gibbs Jr.**  
**presents**

**"THE FIRST ANNUAL GIBBS BILLIARDS  
9-BALL SHOOTOUT"**



**Oct. 1-5, 1985**  
**\$30,800 Prize Fund**  
**includes \$10,000 added**

**Based on 64 players**

**Entry fee: \$325**

**Race to 11**

**Double elimination**

**No Tee Shirts**  
**No Jeans ○ No Sneakers**  
**Dress Code Enforced**

**Players meeting: Oct. 1, 5PM**

**Open 24 Hours**

**Restaurant ● Lounge**

**Pool ● Snooker ● Bar tables**

**Tournament Room**  
**Bleacher Seating**  
**9' Gold Crowns**

**Luther "Wimpy" Lassiter**  
**House Pro**

***Prize Fund***  
***24 of 64 Places***

1st -----	\$10,000
2nd -----	\$5,000
3rd -----	\$3,000
4th -----	\$2,000
5th-6th -----	\$1,100
7th-8th -----	\$800
9th-12th -----	\$600
13th-16th -----	\$500
17th-24th -----	\$325

***GIBBS BILLIARDS***

***"Virginia's Largest Billiard Center"***

**294 N. Witchduck Road**  
**Virginia Beach, Virginia 23462**

**Phone: 804-497-5248**



# Scores & Accu-Stats Averages

#	Name	Score	Avg.	#	Name	Score	Avg.	#	Name	Score	Avg.
1)	J. Mataya	11	(.905)	21)	R. Pasqual	11	(.798)	41)	G. Mathews	11	(.853)
	J. Abruzzo	1	(.688)		R. Purtee	6	(.691)		R. Purtee	8	(.805)
2)	R. Luat	11	(.917)	22)	D. West	11	(.871)	42)	S. Kitto	11	(.917)
	T. Carothers	0	(.400)		S. Kitto	8	(.832)		G. Orlandi	4	(.745)
3)	T. Spencer	11	(.774)	23)	J. Swanson	11	(.878)	43)	M. Massey	11	(.879)
	J. Willard	5	(.623)		G. Orlandi	0	(.514)		J. McCrary	7	(.813)
4)	H. Vickery	11	(.776)	24)	L. Hubbart	11	(.808)	44)	K. Davenport	11	(.806)
	J. Martin	7	(.686)		M. Massey	5	(.707)		T. Karabotsos	9	(.765)
5)	R. Dobesenski	11	(.810)	25)	B. Opsahl	11	(.768)	45)	M. Sica	11	(.812)
	S. Snider	1	(.575)		J. McCrary	10	(.775)		E. Dienethal	4	(.591)
6)	E. Strickland	11	(.924)	26)	T. Bell	11	(.827)	46)	M. LaPorte	11	(.699)
	K. Cross	5	(.820)		K. Davenport	10	(.806)		S. Maniccia	10	(.748)
7)	M. Wilson	11	(.856)	27)	R. Martin	11	(.816)	47)	J. Mataya	11	(.907)
	J. Magic	1	(.512)		T. Karabotsos	8	(.768)		R. Luat	3	(.711)
8)	D. McCoy	11	(.949)	28)	B. Hunter	11	(.932)	48)	H. Vickery	11	(.820)
	F. Bentivegna	3	(.806)		M. Sica	6	(.827)		T. Spencer	9	(.808)
9)	L. Schwartz	11	(.819)	29)	R. Lamar	11	(.798)	49)	R. Dobesenski	11	(.842)
	R. Geiler	9	(.789)		E. Dienethal	1	(.588)		E. Strickland	9	(.753)
10)	M. Gulyassy	11	(.833)	30)	D. Bollman	11	(.845)	50)	E. Reyes	11	(.952)
	J. Rempe	9	(.788)		M. LaPorte	1	(.643)		M. Wilson	2	(.654)
11)	W. Crane	11	(.832)	31)	C. MacDonald	11	(.855)	51)	D. McCoy	11	(.895)
	R. Moehler	10	(.845)		S. Maniccia	10	(.843)		L. Schwartz	4	(.745)
12)	S. Goodwin	11	(.809)	32)	J. Abruzzo	11	(.796)	52)	M. Gulyassy	11	(.824)
	B. McDonald	5	(.690)		T. Carothers	6	(.573)		W. Crane	10	(.865)
13)	J. Wetch	11	(.849)	33)	J. Martin	11	(.817)	53)	J. Wetch	11	(.807)
	B. Carroll	5	(.544)		J. Willard	2	(.630)		S. Goodwin	8	(.793)
14)	J. Carter	11	(.932)	34)	K. Cross	11	(.758)	54)	D. DiLiberto	11	(.875)
	J. Marino	3	(.780)		S. Snider	7	(.524)		J. Carter	10	(.807)
15)	D. DiLiberto	11	(.891)	35)	R. Geiler	11	(.831)	55)	B. Hall	11	(.908)
	M. Jarvis	6	(.757)		F. Bentivegna	9	(.824)		T. Lowry	2	(.577)
16)	T. Lowry	11	(.771)	36)	J. Rempe	11	(.882)	56)	D. Weaver	11	(.888)
	P. Fleming	4	(.710)		R. Moehler	7	(.821)		D. Howard	7	(.788)
17)	B. Hall	11	(.890)	37)	B. McDonald	11	(.813)	57)	P. Brienza	11	(.891)
	D. Cook	6	(.818)		B. Carroll	9	(.771)		R. Pasqual	4	(.724)
18)	D. Weaver	11	(.838)	38)	M. Jarvis	11	(.818)	58)	D. West	11	(.920)
	R. Badami	1	(.343)		J. Marino	4	(.731)		J. Swanson	8	(.828)
19)	D. Howard	11	(.819)	39)	P. Fleming	11	(.875)	59)	L. Hubbart	11	(.833)
	P. Baker	7	(.644)		D. Cook	1	(.462)		B. Opsahl	9	(.763)
20)	P. Brienza	11	(.812)	40)	P. Baker	11	(.833)	60)	T. Bell	11	(.888)
	G. Mathews	6	(.718)		R. Badami	0	(.468)		R. Martin	8	(.806)

OVERHEARD - "This guy's playing so bad that he's making me play bad. In fact, if he beats me it'll be his own fault!"



# What's the Beef?

[Editor's note: After completing this article, several friends told me that many readers would take me seriously. I said, "No they won't!" So don't!]

At every major tournament, we hear the same bickering, grumbling, and whining about the most inconsequential details. For the life of me, I don't understand what the problem is.

For instance, only a nag would complain about a \$25,000 first prize just because fifth place paid only \$100. You're there to win, aren't you? So go out there and win! And anyway, without that big first prize, the tournament would never get the national media exposure that it does.

You would have to be a real grouch to bellyache about an 11PM match starting at 3AM. What's the big deal? You eat, drink, and sleep pool anyway and besides you won't have to worry about spectators walking in front of your shot.

Let's not forget the moaning and groaning about the rules. Isn't it good experience to round out your game by playing different rules at each tournament.

And then there's the promoter who says, "If we add \$30,000 to the pot, the players will show up even if they have to play on the street." Well, we know better than that, \$10,000 added will do it.

Promoters want players to reserve their spot with a deposit. Supposedly, this would allow the director to plan better. Some players feel that a player should be allowed to pay when he shows up. If he doesn't show, somebody draws a forfeit and the promoter has to put up a few more bucks. That's not so serious! And so what if an alternate was shut out of the tournament because of it. He should have committed sooner.

Why would anybody nitpick about players making arrangements to come a day or two late. It actually gives their opponents time to enjoy the matches, and get used to the conditions. The couple of days extra rent is well worth it.

Why would anybody be critical of the player who shows up in torn jeans, old sneakers, and a stained tee shirt? He paid his entrance fee, its comfortable, and anyway that's what he ALWAYS plays in! Let's not get too picky.

Why would a promoter find fault in a player "going off" once in a while, by being loud, boisterous, and even obscene. Hey, nobody's perfect!

So as you can see, there's a lot of hollering about nothing and I guess the players and promoters are just going to have to get used to it.

## Scores

#	Name	Score	Avg.
61)	B. Hunter	11 (.895)	
	R. Lamar	5 (.783)	
62)	C. MacDonald	11 (.885)	
	D. Bollman	9 (.857)	
63)	J. Abruzzo	11 (.848)	
	D. Bollman	9 (.826)	
64)	R. Lamar	11 (.827)	
	J. Martin	8 (.759)	
65)	R. Martin	11 (.873)	
	K. Cross	8 (.817)	
66)	B. Opsahl	11 (.755)	
	J. Magic	3 (.547)	
67)	J. Swanson	11 (.941)	
	R. Geiler	2 (.714)	
68)	J. Rempe	11 (.885)	
	R. Pasqual	6 (.821)	
69)	D. Howard	11 (.874)	
	B. McDonald	7 (.765)	
70)	T. Lowry	11 (.800)	
	M. Jarvis	6 (.747)	
71)	P. Fleming	11 (.842)	
	J. Carter	9 (.857)	
72)	P. Baker	11 (.733)	
	S. Goodwin	6 (.688)	
73)	W. Crane	11 (.889)	
	G. Mathews	7 (.814)	
74)	S. Kitto	11 (.925)	
	L. Schwartz	5 (.717)	
75)	M. Wilson	11 (.880)	
	M. Massey	3 (.694)	
76)	E. Strickland	11 (.907)	
	K. Davenport	8 (.818)	
77)	T. Spencer	11 (.810)	
	M. Sica	8 (.755)	
78)	R. Luat	11 (.785)	
	M. LaPorte	5 (.585)	
79)	R. Lamar	11 (.838)	
	J. Abruzzo	10 (.813)	
80)	B. Opsahl	11 (.774)	
	R. Martin	10 (.757)	
81)	J. Swanson	11 (.901)	
	J. Rempe	8 (.877)	

(Continued on page 11)



### SHOWCASE BILLIARDS

#### CUSTOM CUE REPAIR SERVICE

(Repair any cue)

Custom Made  
2 pc. Hustler Cue:

"Over 15 years experience" **MADE TO YOUR SPECS**  
**ALL WORK GUARANTEED** **\$80.00**

Clay Etheridge & Al Albrecht  
(303) 457-2501

1028 W. 104th Ave.  
Northglenn, Colo. 80234



# McMAGIC!



**THE WINNING  
COMBINATION OF  
YOUR ABILITY &  
McDERMOTT QUALITY!**

**McMagic is a reflection of Jim McDermott's years  
of wizardry in the billiard industry.**

**His magical formula has produced a cue with  
unexcelled beauty, performance, durability and value.**



## OUR MAGICAL FORMULA CONSISTS OF:

- ★ 26 models to choose from, with a price range to fit any budget.
- ★ Wood to wood joint, for a solid hit and feel, like a one-piece cue.
- ★ Finest and most durable finish in the billiard industry.
- ★ Choice of wraps — nylon, Irish linen, cork, or calf skin leather.
- ★ Many options are available to meet your personal preferences.
- ★ Fibre ferrule — hits like ivory, but does not crack or chip.
- ★ Choose from 5 different stains at no extra charge.
- ★ You specify the weight and shaft diameter on each cue you order.

100% American Made

**GET McMAGIC FROM A McDERMOTT DEALER NEAR YOU!**



CUE MANUFACTURING, INC.

W186 N7137 MARCY ROAD  
MENOMONEE FALLS, WI 53051-4998  
PHONE 414/251-4090






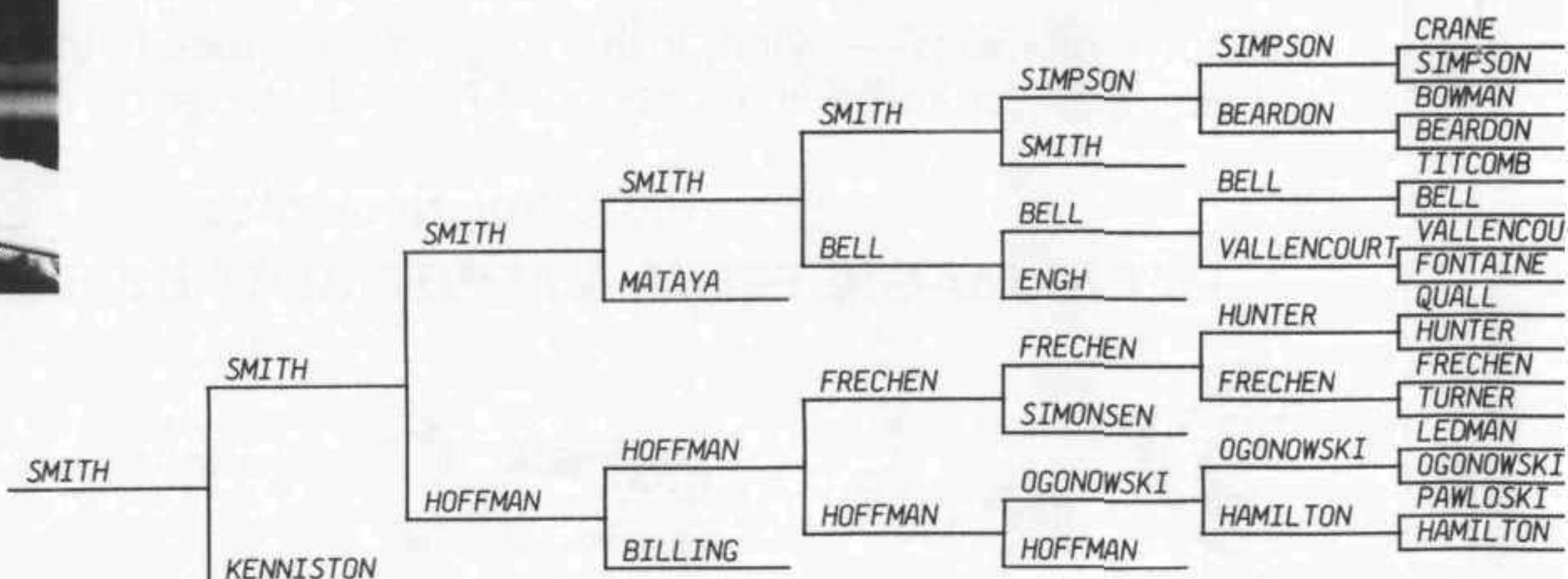
Below are the double elimination flow charts for the men's and women's divisions. Due to space limitations a slightly different technique is being used to fit the charts. The bold center line separates the winner's bracket from the loser's



**Ron Dobesenski**  
**3rd**




**Laura Smith**  
**2nd**





## Men



**Larry Hubbard**  
**2nd**

## Women



**Jean Balukas**  
**1st**



IF YOU TAKE YOUR POOL SERIOUSLY...

IT'S TIME TO THINK ABOUT A HUEBLER.

**CUSTOM CUES**

**CUSTOM CASES**



**HUEBLER INDUSTRIES, INC.**

**600 JEFFERSON STREET, P.O. BOX 514  
LINN, MISSOURI 65051**

**PH. 314-897-3692**



# Total Performance Average (TPA)

## Busch World Open Rankings

11

If you reviewed any of the scores on the previous pages, you probably noticed a number in parentheses to the right of each score. It was called the Accu-Stats Average. It is actually another name for Total Performance Average. Those numbers reflect the player's ability for a single session. What follows are the overall tournament averages for each contestant.

1. WADE CRANE	.890	22. CHRIS MACDONALD	.833	43. MARK JARVIS	.773
2. JAY SWANSON	.886	23. MARK WILSON	.823	44. LARRY SCHWARTZ	.771
3. EFREN REYES	.875	24. MIKE GULYASSY	.820	45. TOM KARABOTSOS	.767
4. SCOTT KITTO	.874	25. PAUL BRIENZA	.820	46. SCOTT GOODWIN	.761
5. BUDDY HALL	.873	26. PAT FLEMING	.820	47. BOB MCDONALD	.760
6. JIM MATAYA	.872	27. FRED BENTIVEGNA	.819	48. JIM MARTIN	.757
7. DON MCCOY	.870	28. JIM WETCH	.816	49. RON PURTEE	.755
8. DALLAS WEST	.868	29. RAY MARTIN	.813	50. BOB OPSAHL	.753
9. JIM REMPE	.859	30. RANDY LAMAR	.812	51. JIM MARINO	.752
10. JEFF CARTER	.858	31. KIM DAVENPORT	.809	52. PAUL BAKER	.731
11. EARL STRICKLAND	.855	32. TOM SPENCER	.806	53. DAN COOK	.728
12. LARRY HUBBART	.854	33. HOWARD VICKERY	.802	54. TOR LOWRY	.725
13. DAVID HOWARD	.849	34. RICH GEILER	.802	55. BUCKY CARROLL	.691
14. TERRY BELL	.843	35. JOHN ABRUZZO	.801	56. GUIDO ORLANDI	.651
15. DAVE BOLLMAN	.843	36. GRADY MATHEWS	.800	57. MIKE LAPORTE	.647
16. RON DOBESENSKI	.842	37. MIKE SICA	.791	58. JIM WILLARD	.626
17. DICK WEAVER	.840	38. JAMES MCCRARY	.790	59. ED DIENETHAL	.590
18. BOB HUNTER	.836	39. KEN CROSS	.788	60. STEVE SNIDER	.540
19. RUDOLFO LUAT	.836	40. MIKE MASSEY	.787	61. JOE MAGIC	.532
20. RUSTY MOEHLER	.835	41. RUDY PASQUAL	.786	62. TOM CAROTHERS	.518
21. DANNY DILIBERTO	.834	42. STEVE MANICCIA	.781	63. RAY BADAMI	.415

## Scores

(Continued from page 6)

#	Name	Score	Avg.
82)	D. Howard	11	(.873)
	T. Lowry	3	(.541)
83)	P. Fleming	11	(.858)
	P. Baker	8	(.692)
84)	W. Crane	11	(.866)
	S. Kitto	9	(.831)
85)	E. Strickland	11	(.854)
	M. Wilson	9	(.764)
86)	R. Luat	11	(.835)
	T. Spencer	10	(.835)
87)	J. Mataya	11	(.846)
	H. Vickery	6	(.794)
88)	R. Dobesenski	11	(.817)
	E. Reyes	10	(.835)
89)	M. Gulyassy	11	(.870)
	D. McCoy	6	(.821)

(Continued on page 15)

# CUE TIME BILLIARDS

## 9-ball Tournaments ♦ Double Elimination

1st Sunday of every month

\$50 entry fee

open handicap

Cue Time adds \$50 with 16 or more players.

CUE TIME BILLIARDS 15 Rt. 10, Succasunna, NJ 201-584-1162  
(5 minutes off exit 30 on Rt. 80)



# Performance Rankings

Moline

## TOTAL PERFORMANCE

#	NAME	GAMES	BALLS		TPA
			MADE	ERRORS	
1.	Wade Crane	236	1202	149	.890
2.	Jay Swanson	83	380	49	.886
3.	Efren Reyes	102	468	67	.875
4.	Scott Kitto	70	304	44	.874
5.	Buddy Hall	110	453	66	.873
6.	Jim Mataya	80	367	54	.872
7.	Don McCoy	149	713	107	.870
8.	Dallas West	93	409	62	.868
9.	Jim Rempe	74	305	50	.859
10.	Jeff Carter	55	247	41	.858

(Busch Tournament Average = .811)

## BREAK PERFORMANCE

(MINIMUM BREAKS = 20)

#	NAME	GAMES	BREAK BALL MADE		BPA
			SHOTS	W/O SCR.	
1.	Jim Mataya	80	48	38	.792
2.	David Howard	104	55	41	.745
3.	Howard Vickery	74	36	26	.722
4.	Grady Mathews	54	26	18	.692
5.	Jim Wetch	84	44	30	.682
6.	Chris MacDonald	85	42	28	.667
7.	Dave Bollman	52	30	20	.667
8.	Mark Wilson	54	30	20	.667
9.	Larry Hubbart	142	80	53	.663
10.	Bob Hunter	82	38	25	.658

(Busch Tournament Average = .575)

## MISSES

(PER 100 BALLS POCKETED)

#	NAME	BALLS MADE	SHOTS MISSED	AVG
1.	Jim Rempe	305	14	4.6
2.	Jim Mataya	367	17	4.6
3.	Efren Reyes	468	24	5.1
4.	Jeff Carter	247	13	5.3
5.	Dallas West	409	22	5.4
6.	Wade Crane	1202	66	5.5
7.	Buddy Hall	453	26	5.7
8.	Bob Hunter	317	20	6.3
9.	Jay Swanson	380	24	6.3
10.	Scott Kitto	304	20	6.6

(Busch Tournament Average = 11.0)

## KICK PERFORMANCE

(MINIMUM KICKS = 15)

#	NAME	GAMES	KICKS	GOOD	KPA
1.	Jim Rempe	74	19	18	.947
2.	Scott Kitto	70	17	16	.941
3.	Larry Hubbart	142	31	29	.935
4.	Danny DiLiberto	71	22	20	.909
5.	David Howard	104	22	20	.909
6.	Paul Baker	65	19	17	.895
7.	Earl Strickland	107	26	23	.885
8.	Tom Spencer	76	16	14	.875
9.	Rudolfo Luat	140	59	51	.864
10.	Mike Gulyassy	110	27	23	.852

(Busch Tournament Average = .780)

## RUN OUT OPPORTUNITIES

#	NAME	OPPOR-TUNITIES	RUN OUTS	PCT.
1.	Jay Swanson	63	46	73.0
2.	Wade Crane	197	138	70.1
3.	Buddy Hall	86	59	68.6
4.	Efren Reyes	87	59	67.8
5.	Earl Strickland	92	61	66.3
6.	Jim Rempe	58	38	65.5
7.	Bob Hunter	60	39	65.0
8.	Jim Mataya	68	44	64.7
9.	Dave Bollman	45	29	64.4
10.	Don McCoy	138	87	63.0

(Busch Tournament Average = 54.2)

## POSITION ERRORS

(PER 100 BALLS POCKETED)

#	NAME	BALLS MADE	POSITION ERRORS	AVG
1.	Jay Swanson	380	11	2.9
2.	Rusty Moehler	137	5	3.6
3.	Wade Crane	1202	44	3.7
4.	Grady Mathews	200	8	4.0
5.	Earl Strickland	494	21	4.3
6.	Efren Reyes	468	20	4.3
7.	Danny DiLiberto	271	12	4.4
8.	Larry Hubbart	663	30	4.5
9.	Don McCoy	713	34	4.8
10.	Fred Bentivegna	104	5	4.8

(Busch Tournament Average = 7.0)

## Moline Averages

Scratch on the break: 9.2%

Scratch while going for position: 1.2%

Ball made on the break: 63%

Nine ball made on the break: 2.9%

Run out from the break: 19%

Run out after making a ball on the break: 32%

Run out with ball in hand: 66%



ACCU-STATS  
204 Eagle Rock Avenue  
Roseland, New Jersey 07068  
(201)838-7089

Vol. 1, No. 5 - Busch World Open

Publisher-Editor	Patrick Fleming
Field Coordinator	Julie Hunter
Circulation Manager	Fran McKee
Scorekeepers	Carl Condrack
	Mark Czerwinski
	Frank DeCastecker
	Jim Hanne
	Jack Hodges
	Lynn Leslie
	Dennis McGimpsey
	Wayne Perkins
	Tom Schilling
	Jim Schroder
	Tim Sharp
	Mike Uzelac

Busch World Open Tournament Staff:

Host Site	Miller Time Billiards
Hosts	Dwaine Bowman
	Denny Miller
Tournament Director	Grady Mathews

Accu-Stats' present policy for statistical coverage of a 9-ball event has these minimums:

4½' x 9' Table  
\$20,000 Purse  
\$5,000 1st Prize  
32 Player Field

Copyright © 1985, by Accu-Stats. All rights reserved. Except as permitted under the United States Copyright Act of 1976, no part of this publication may be reproduced in any form or by any means, without the written permission of the publisher.

## Notable Matches<sup>13</sup>

(continued from page 3)

En route to **Rudolfo Luat's** 11-10 victory over **Earl Strickland** (.776), one rack required a total of 14 kick shots!

In the most controversial match of the tournament, **Ron Dobesenski** (.853) and **Jim Mataya** (.854) were tied at 10-10. Dobesenski kicked at a ball and didn't hit it. But wait, before the cue ball stopped rolling, it returned to hit the low numbered object ball. Neither Ron nor Jim could verify whether a ball then hit a rail or not. The director ruled in Ron's favor. Jim then pocketed a ball, hooked himself, and was forced to kick. Ron won 11-10.

It was the most exciting finish of the tournament. With the score 10-10, **Buddy Hall** (.863) and **Dallas West** (.843) had played a series of safeties leaving Buddy snookered. After calling the nine ball in the corner, Buddy shot the cue ball two rails, kissed the low numbered object ball and pocketed the nine ball!

In the best played match by both players, **Larry Hubbart** (.921) ran out from the break six times while defeating **Buddy Hall** (.908) 11-8.

With the score 3-2, **Don McCoy** (.890) kicked at a ball. In an unusual set of circumstances, the next four balls pocketed were all nine balls! McCoy beat **Gulyassy** (.615) 11-5.

Trailing **Don McCoy** (.889) 1-8, **Wade Crane** (.871) won the next ten racks to win 11-8.

In the first of the two final matches between **Larry Hubbart** (.827) and **Wade Crane** (.938), Crane trailed 3-6. For the rest of that match, Crane played perfect (1.000) pool to defeat Hubbart 11-6.

## Subscription Form

**YES!!**

Enter my name as an Accu-Stats subscriber

SUBSCRIPTION RATE: One Year For Only \$15.00

"We'll Sweat Your Match" T-Shirts

Please specify quantity \_\_\_\_\_ and size \_\_\_\_\_

s,m,l,xl

Regular (tan) \$8.50 ☐

Collared (white) \$17.00 ☐

Card # \_\_\_\_\_ Exp. Date \_\_\_\_\_

Check - m/o ☐

Signature \_\_\_\_\_

Master Card ☐

Name \_\_\_\_\_

Address \_\_\_\_\_

Visa ☐

City \_\_\_\_\_ State \_\_\_\_\_ Zip \_\_\_\_\_

Please send me free scoresheet instructions ☐

Accu-Stats 204 Eagle Rock Avenue • Roseland, New Jersey 07068

201-838-7089



# YEAR TO DATE

## Sessions Won-Lost

(MINIMUM SESSIONS = 10)

#	NAME	WON	LOST	PCT
1.	Strickland, Earl	40	- 9	.816
2.	Crane, Wade	41	- 11	.788
3.	Reyes, Efren	20	- 6	.769
4.	Frady, Joe	10	- 3	.769
5.	Hall, Buddy	43	- 13	.768
6.	Vanover, Bob	9	- 3	.750
7.	Dobrowolski, S.	11	- 4	.733
8.	Mizerak, Steve	10	- 4	.714
9.	Reid, Jimmy	10	- 4	.714
10.	Sigel, Mike	27	- 11	.711
11.	Luat, Rudolfo	14	- 6	.700
12.	Varner, Nick	9	- 4	.692
13.	Hopkins, Allen	11	- 5	.688
14.	Hubbart, Larry	13	- 6	.684
15.	Sweet, Toby	15	- 8	.652
16.	Williams, Bob	18	- 10	.643
17.	Lane, Dick	9	- 5	.643
18.	Maryo, Mark	9	- 5	.643
19.	Harris, Jr.	7	- 4	.636
20.	Weaver, Dick	7	- 4	.636
21.	Howard, David	20	- 12	.625
22.	Rempe, Jim	18	- 11	.621
23.	McCready, Keith	13	- 8	.619
24.	Gulyassy, Mike	16	- 10	.615
25.	West, Dallas	8	- 5	.615
26.	DiLiberto, Danny	18	- 12	.600
27.	Mataya, Jim	15	- 10	.600
28.	Coleman, Tony	6	- 4	.600
29.	Dominguez, Ernesto	6	- 4	.600
30.	Garrison, Rick	6	- 4	.600
31.	Hodges, Jimmy	6	- 4	.600
32.	Johnson, Bob	6	- 4	.600
33.	Swanson, Jay	20	- 14	.588
34.	Carter, Jeff	10	- 7	.588
35.	Davenport, Kim	16	- 12	.571
36.	Massey, Mike	16	- 12	.571
37.	Bollman, Dave	15	- 12	.556
38.	Mathews, Grady	14	- 12	.538
39.	Fleming, Pat	7	- 6	.538
40.	Nelson, Larry	7	- 6	.538
41.	Nordquist, Darrell	7	- 6	.538
42.	Vickery, Howard	14	- 13	.519
43.	Hunter, Bob	15	- 14	.517
44.	Martin, Ray	9	- 10	.474
45.	Geiler, Rich	7	- 8	.467
46.	Medina, Danny	5	- 8	.385
47.	Brienza, Paul	6	- 10	.375
48.	Pasqual, Rudy	4	- 7	.364

## Sessions Decided by One Game

(MINIMUM SESSIONS = 4)

#	NAME	WON	LOST	PCT
1.	Hall, Buddy	7	- 0	1.000
2.	DiLiberto, Danny	4	- 0	1.000
3.	Rhodes, David	4	- 0	1.000
4.	Dobrowolski, Steve	3	- 1	.750
5.	Luat, Rudolfo	3	- 1	.750
6.	Nordquist, Darrell	3	- 1	.750
7.	Crane, Wade	5	- 2	.714
8.	Strickland, Earl	5	- 2	.714
9.	McCready, Keith	4	- 2	.667
10.	Rempe, Jim	3	- 3	.500
11.	Sigel, Mike	3	- 3	.500
12.	Bollman, Dave	2	- 2	.500
13.	Weaver, Dick	2	- 2	.500
14.	Mataya, Jim	2	- 3	.400
15.	Davenport, Kim	2	- 6	.250
16.	Swanson, Jay	1	- 3	.250
17.	Vickery, Howard	1	- 4	.200
18.	Brienza, Paul	0	- 5	.000

### FLASH!

- Meucci pool school, the most complete course on pocket billiards in the world.
- Taught by touring pros
- School will be in session starting September 1st, 52 weeks a year, Monday thru Friday.
- Some of the instructors; Jim Rempe, David Howard, Bob Meucci and Mike Massey
- Make your reservations now!

**DON'T MISS THIS ONE!!**

For information call: (601) 895-4877



## What is an Accu-Stats average (TPA)?

An Accu-Stats average or Total Performance Average (TPA) is to pool the same as a batting average is to baseball. Essentially, everyone pockets balls and everyone makes errors. A simple computation figures an average. Accu-Stats kept score of 125 sessions in Moline. The actual scores and averages for each session are listed in this publication. Usually the player who wins the session has a higher average, but not always. This average gives you a better idea of how the contestants played rather than just the score of the match. The only way that you can figure out your own average is to learn how to keep score. Complete instructions are available free by simply marking the subscription form or writing to Accu-Stats requesting the scoresheet instructions. Once you've learned how to keep score, you can compare yourself with anyone and monitor your progress.

## What is an error?

An error is one of the factors used in determining the TPA. There are five possible errors. They are any Miss, Scratch on the Break, Bad Kick, Bad Safety, and Bad Position.

## Scores & Accu-Stats Averages

(Continued from page 11)

#	Name	Score	Avg.	#	Name	Score	Avg.	#	Name	Score	Avg.
90)	J. Wetch	11	(.811)	102)	R. Luat	11	(.868)	114)	R. Luat	11	(.858)
	D. DiLiberto	5	(.806)		D. Weaver	10	(.800)		C. MacDonald	5	(.712)
91)	B. Hall	11	(.835)	103)	D. McCoy	11	(.800)	115)	D. McCoy	11	(.895)
	D. Weaver	10	(.832)		R. Lamar	7	(.741)		E. Reyes	6	(.733)
92)	D. West	11	(.840)	104)	E. Reyes	11	(.895)	116)	W. Crane	11	(.875)
	P. Brienza	7	(.779)		D. Howard	6	(.821)		R. Luat	9	(.899)
93)	L. Hubbart	11	(.841)	105)	W. Crane	11	(.927)	117)	R. Dobesenski	11	(.939)
	T. Bell	10	(.872)		B. Hunter	4	(.667)		M. Gulyassy	5	(.864)
94)	C. MacDonald	11	(.908)	106)	R. Luat	11	(.775)	118)	L. Hubbart	11	(.921)
	B. Hunter	2	(.641)		E. Strickland	10	(.776)		B. Hall	8	(.908)
95)	R. Lamar	11	(.860)	107)	R. Dobesenski	11	(.853)	119)	D. McCoy	11	(.890)
	D. DiLiberto	6	(.747)		J. Mataya	10	(.854)		M. Gulyassy	5	(.615)
96)	D. McCoy	11	(.845)	108)	M. Gulyassy	11	(.813)	120)	W. Crane	11	(.880)
	B. Opsahl	6	(.690)		J. Wetch	9	(.827)		B. Hall	8	(.836)
97)	E. Reyes	11	(.892)	109)	B. Hall	11	(.863)	121)	W. Crane	11	(.871)
	J. Swanson	10	(.856)		D. West	10	(.843)		D. McCoy	8	(.889)
98)	D. Howard	11	(.889)	110)	L. Hubbart	11	(.837)	122)	L. Hubbart	11	(.919)
	H. Vickery	8	(.818)		C. MacDonald	4	(.697)		R. Dobesenski	4	(.720)
99)	B. Hunter	11	(.835)	111)	D. McCoy	11	(.851)	123)	W. Crane	11	(.941)
	P. Fleming	10	(.773)		J. Mataya	5	(.842)		R. Dobesenski	4	(.860)
100)	W. Crane	11	(.867)	112)	E. Reyes	11	(.894)	124)	W. Crane	11	(.938)
	T. Bell	5	(.667)		J. Wetch	2	(.706)		L. Hubbart	6	(.827)
101)	E. Strickland	11	(.929)	113)	W. Crane	11	(.934)	125)	W. Crane	11	(.907)
	P. Brienza	5	(.782)		D. West	5	(.862)		L. Hubbart	8	(.845)



ACCU-STATS  
204 EAGLE ROCK AVENUE  
ROSELAND, NJ 07068

Address Correction Requested

Bulk Rate  
U.S. Postage  
**PAID**  
Roseland, NJ  
Permit #42

# 1985 Major Tournament Results

(MINIMUM: \$1,000 WINNINGS)

Name	Events	In Money	YTD\$ Winnings	Sessions Won Lost	HOUSTON	OHIO	RHMD KY	RENO	A.C.	MOLINE
Crane, Wade	6	5	45500.00	41 - 11	2	5-6	7-8	49-64	1	1
Strickland, Earl	6	6	25800.00	40 - 9	3	1	1	17-24	3-4	13-16
Hall, Buddy	6	6	24650.00	43 - 13	7-8	2	9-12	4	2	5-6
Reyes, Efren	4	4	13766.00	20 - 6	1	.	.	7-8	17-32	7-8
Sigel, Mike	5	4	11976.00	27 - 11	25-32	9-12	17-24	1	9-16	.
McCreedy, Keith	4	3	10616.00	13 - 8	97-108	.	2	3	17-32	.
Rempe, Jim	5	3	7816.00	18 - 11	9-12	.	17-24	2	17-32	25-32
Howard, David	6	5	7450.00	20 - 12	25-32	9-12	3	5-6	65-114	13-16
Williams, Bob	4	3	5952.00	18 - 10	5-6	3	49-57	.	5-8	.
Hubbart, Larry	3	3	5700.00	13 - 6	17-24	.	7-8	.	.	2
Gulyassy, Mike	5	4	5080.00	16 - 10	4	5-6	25-32	.	33-64	5-6
Fraday, Joe	1	1	5000.00	10 - 3	.	.	.	.	3-4	.
Swanson, Jay	6	5	4841.00	20 - 14	65-96	9-12	5-6	5-6	17-32	17-24
Hopkins, Allen	2	2	3616.00	11 - 5	.	.	4	.	17-32	.
Reid, Jimmy	2	2	3400.00	10 - 4	5-6	.	5-6	.	.	.
DiLiberto, Danny	5	5	3251.00	18 - 12	9-12	17-24	13-16	.	9-16	17-24
Sweet, Toby	3	3	3002.00	15 - 8	.	9-12	13-16	.	5-8	.
Dobesenski, Ron	1	1	2700.00	5 - 2	.	.	.	.	.	3
Massey, Mike	6	4	2430.00	16 - 12	25-32	7-8	25-32	9-12	33-64	33-48
Davenport, Kim	6	3	2350.00	16 - 12	7-8	13-16	49-57	13-16	65-114	33-48
Luat, Rudolfo	3	2	2126.00	14 - 6	.	.	.	33-48	9-16	7-8
Hunter, Bob	6	3	2116.00	15 - 14	13-16	25-32	33-48	49-64	17-32	13-16
Mizerak, Steve	2	1	2052.00	10 - 4	.	.	17-24	.	5-8	.
Vanover, Bob	1	1	2052.00	9 - 3	.	.	.	.	5-8	.
McCoy, Don	1	1	2000.00	7 - 2	.	.	.	.	.	4
Mataya, Jim	5	3	1966.00	15 - 10	65-96	25-32	.	13-16	17-32	9-12
Dobrowolski, S.	2	2	1776.00	11 - 4	.	.	9-12	.	9-16	.
Carter, Jeff	3	2	1730.00	10 - 7	.	.	.	7-8	33-64	33-48
Varner, Nick	2	2	1726.00	9 - 4	17-24	.	.	.	9-16	.
Lane, Dick	2	2	1526.00	9 - 5	25-32	.	.	.	9-16	.
Vickery, Howard	6	4	1505.00	14 - 13	65-96	33-48	9-12	17-24	33-64	17-24
Hodges, Jimmy	2	1	1500.00	6 - 4	.	4	33-48	.	.	.
Bollman, Dave	6	4	1480.00	15 - 12	33-48	17-24	9-12	17-24	33-64	33-48
West, Dallas	2	2	1416.00	8 - 5	.	.	.	.	17-32	9-12
Weaver, Dick	2	2	1275.00	7 - 4	13-16	.	.	.	.	17-24
Lemke, Louie	1	1	1200.00	4 - 2	9-12	.	.	.	.	.
Hensen, David	1	1	1200.00	3 - 2	9-12	.	.	.	.	.
Maryo, Mark	2	1	1026.00	9 - 5	.	25-32	.	.	9-16	.
DiPietro, Joseph	1	1	1026.00	5 - 3	.	.	.	.	9-16	.
Rhodes, Dave	1	1	1000.00	6 - 2	13-16	.	.	.	.	.
Sell, Blaine	1	1	1000.00	3 - 2	13-16	.	.	.	.	.
Harris, Jr.	2	1	1000.00	7 - 4	33-48	.	.	9-12	.	.
Kelly, Ed	2	1	1000.00	4 - 4	.	.	33-48	9-12	.	.
Lhotka, Pete	1	1	1000.00	3 - 2	.	.	.	9-12	.	.