

ACCUS STARTS


A STATISTICAL ANALYSIS OF 9-BALL POCKET BILLIARDS

(201)838-7089

Oct. 19 - Nov. 10, 1985

Vol. 1, No. 8

Jimmy Reid Triumphs at U.S. Open



N O R F O L K - Floridian Jimmy Reid outrivaled the superstar field with a 6-1 record during the prestigious 10th Annual U.S. Open. In races to eleven, Reid defeated Hunter (10), Bollman (0), Mathews (8), Crane (3), LeBron (6), lost to LeBron (4), and then defeated LeBron (5) for the U.S. Open title and \$7,800 first prize. Q-Master Billiards played host to fifty men and twenty women in the double elimination events.

THE 10th ANNUAL U.S. OPEN

NORFOLK, VIRGINIA

November 1-10, 1985

FINAL STANDINGS

Men:

#	NAME	AVG.	PRIZE
1st	Jimmy Reid	(.861)	\$7,800
2nd	Mike LeBron	(.861)	3,900
3rd	Efren Reyes	(.879)	1,950
4th	Wade Crane	(.846)	1,200
5th-6th			
	Earl Strickland	(.865)	780
	Mike Sigel	(.845)	780
7th-8th			
	Keith McCready	(.831)	550
	Don Polo	(.812)	550
9th-12th			
	Jose Parica	(.854)	465
	Grady Mathews	(.839)	465
	Kim Davenport	(.795)	465
	Jr. Harris	(.795)	465
13th-16th			
	Allen Hopkins	(.839)	390
	Danny Medina	(.832)	390
	Howard Vickery	(.810)	390
	Dave Bollman	(.790)	390
17th-24th			
	Buddy Hall	(.865)	235
	Steve Mizerak	(.854)	235
	Jim Rempe	(.852)	235
	Mike Gulyassy	(.835)	235
	Louie Lemke	(.827)	235
	Danny Jones	(.805)	235
	Danny DiLiberto	(.798)	235
	Bob Opsahl	(.712)	235

#	NAME	AVG.
25th-32nd		
	George Brunt	(.824)
	David Howard	(.795)
	Larry Lisciotti	(.795)
	Joe Rocha	(.786)
	John Brinkley	(.738)
	Dan Christian	(.732)
	Pete Tascarella	(.721)
	Tom Brown	(.720)
33rd-48th		
	Bob Williams	(.827)
	Bob Hunter	(.814)
	Paul Brienza	(.779)
	Ralph Curry	(.779)
	Harvey Mason	(.760)
	CM Lee	(.740)
	Jim Cattrano	(.734)
	Luther Lassiter	(.705)
	Dave Favor	(.690)
	Roy Trivett	(.687)
	Dave Palmer	(.686)
	Nick Mannino	(.676)
	Charlie Brinson	(.664)
	Guido Orlandi	(.658)
	John Barnshaw	(.620)
	JM Flowers	(.609)
49th-50th		
	Pat Fleming	(.775)
	Woody Woodhouse	(.611)

Women: (in the money)

NAME	PRIZE	NAME	PRIZE	NAME	PRIZE
1st Belinda Beardon	\$2,000	5th-6th		7th-8th	
2nd Ewa Mataya	1,200	Sabra MacArthur	400	Laura Smith	300
3rd LJ Ogonowski	800	Debbie Smith	400	Geraldine Titcomb	300
4th Bonnie Hoffman	600				

ACCU-FACT

With two major 9-ball events yet to play, 133 players have shared \$380,242.00 in prize money. Of this total, the top ten paid players received 233,753.00. Last year's total payoff for major 9-ball tournaments was \$433,512.00.

Of the 331 players who have played in major 9-ball events this year, only 73 have won more sessions than they lost.

Reid Saves Best for Last

The Longest Running Major Tournament

On November 5, 1985, fifty of the best pool players in the world assembled at Barry Behrman's Q-Master Billiards in Norfolk, Virginia to compete in The 10th Annual U.S. Open. Each paid \$300 for the chance to claim a share of the \$22,810 purse. As well as promoting and hosting the event, Barry Behrman added \$7,800 to the men's entrance fees and kept Q-Master open 24 hours a day.

But, before the tournament began, some very important business had to be taken care of. At the player's meeting, several issues were voted on which resulted in the lengthening of the sessions from ten to eleven games and the outlawing of the short jump cue. By popular demand, the players chose to rack themselves, with the exception of the finals in which the referee would rack the balls. OK, on with the tournament! (continued on page 10)

Notable Matches

"Notable Matches" has become a very popular segment of Accu-Stats. Here, we review matches worthy of note. The number in parentheses is the player's TPA for that session.

In a first round match, Earl Strickland (.945) got off to a good start by drubbing Danny Medina (.313) 11-0. Earl held Medina to pocketing just five balls for the entire session.

In another first round contest, Efren Reyes (.864) proved to be more than a match for Woody Woodhouse (.525) as he chalked up his third shutout of the year.

What a finish! John Brinkley (.780) took a commanding lead, 10-5, over Ralph Curry (.805). Although Curry had missed nine shots already, he would miss no more. He made his drive and closed the gap applying unneeded pressure to Brinkley. At 10-10, with three balls on the table, Brinkley missed an easy shot setting the stage for a Curry victory. Curry ran the last three balls without a hitch. The crowd applauded, Brinkley and Curry approached each other for the customary post game handshake, but wait...the cue ball did not stop rolling yet and may scratch in the side pocket. The handshake was put on hold for just one more second as everyone watched the cue ball disappear. The players completed the handshake but for different reasons, Brinkley 11, Curry 10.

While defeating Pete Tascarella (.618) 11-4, Louie Lemke (.861) caught a stroke and ran forty-three consecutive balls without leaving the table.

In another hard-to-believe shutout, Jimmy Reid (.901) crushed Dave Bollman (.500) 11-0.

Steve Mizerak (.892) came out second best in one of the best played matches of the tournament. Howard Vickery (.912) was trailing 8-10 with Mizerak breaking. Mizerak didn't make anything on the break and Vickery proceeded to run the next three racks which included a kick-in during the case game!

Although Don Polo (.843) pocketed 102 balls and Danny DiLiberto (.746) pocketed just 53, Polo just barely edged out DiLiberto 11-10.

In the best played match by both players, Earl Strickland (.902) fell victim to Efren Reyes (.927). Both players pocketed a total of 176 balls and missed just two shots apiece.

Mike LeBron (.830) and Efren Reyes (.841) won the Most Exciting Session Award. With only three players left in the tournament, Reyes jumped ahead of LeBron 5-2. LeBron then never missed a shot as he took the lead 10-6. (Now the fun began.) At 10-6, it appeared that LeBron was running out but miscued! New score: 10-7. It now appeared that LeBron was running out again but missed a very easy shot. New score: 10-8. Once again, it appeared that LeBron was running out but hooked

(continued on page 13)

PAUL MOTTEY



MOTTEY CUSTOM CUES

2852 Broadway Avenue
Pittsburgh, Pa. 15216
(412) 531-3500

"Everything for the Pool Player"

TOWNE BILLIARD

264 E. Blackwell Street
Dover, N.J. 07801

Billiard Supply Store
201-366-9829

Call or write
for consumer brochure

Scores & Accu-Stats Averages

#	Name	Score	Avg.	#	Name	Score	Avg.	#	Name	Score	Avg.
1)	D. DiLiberto	11	(.786)	12)	M. LeBron	11	(.819)	23)	H. Vickery	11	(.847)
	J. Cattrano	4	(.629)		G. Brunt	7	(.810)		D. Howard	8	(.765)
2)	W. Crane	11	(.841)	13)	B. Hall	11	(.850)	24)	K. Davenport	11	(.744)
	R. Curry	7	(.741)		B. Williams	9	(.841)		P. Brienza	10	(.728)
3)	D. Howard	11	(.870)	14)	E. Strickland	11	(.945)	25)	D. Bollman	11	(.835)
	P. Tascarella	3	(.595)		D. Medina	0	(.313)		A. Hopkins	10	(.813)
4)	K. Davenport	11	(.820)	15)	M. Gulyassy	11	(.862)	26)	J. Reid	11	(.828)
	L. Lemke	10	(.795)		D. Favor	5	(.742)		B. Hunter	10	(.825)
5)	A. Hopkins	11	(.833)	16)	J. Brinkley	11	(.744)	27)	G. Mathews	11	(.817)
	N. Mannino	2	(.632)		D. Palmer	7	(.642)		JM Flowers	3	(.596)
6)	B. Hunter	11	(.828)	17)	D. Jones	11	(.802)	28)	J. Harris	11	(.906)
	S. Mizerak	8	(.787)		G. Orlandi	8	(.647)		R. Trivett	2	(.667)
7)	G. Mathews	11	(.888)	18)	E. Reyes	11	(.864)	29)	M. Sigel	11	(.896)
	C. Brinson	7	(.700)		W. Woodhouse	0	(.525)		D. Christian	3	(.609)
8)	R. Trivett	11	(.734)	19)	L. Lassiter	11	(.787)	30)	D. Polo	11	(.835)
	L. Lassiter	4	(.600)		P. Fleming	7	(.797)		J. Parica	6	(.753)
9)	J. Harris	11	(.774)	20)	G. Orlandi	11	(.736)	31)	M. LeBron	11	(.899)
	P. Fleming	8	(.744)		W. Woodhouse	5	(.658)		CM Lee	5	(.738)
10)	D. Christian	11	(.765)	21)	J. Rempe	11	(.859)	32)	B. Hall	11	(.922)
	B. Opsahl	10	(.769)		D. DiLiberto	4	(.719)		L. Lisciotti	3	(.822)
11)	D. Polo	11	(.839)	22)	W. Crane	11	(.814)	(continued on page 10)			
	T. Brown	9	(.737)		J. Rocha	9	(.796)				

WEST arcade billiards END

9-BALL HANDICAP TOURNAMENTS

Tuesdays & Thursdays

8:00 PM
Open Field
Double Elimination
entry:\$25

7:30 PM
C Class
Single Elimination
entry:\$15

McMAGIC!



THE WINNING COMBINATION OF YOUR ABILITY & McDERMOTT QUALITY!

McMagic is a reflection of Jim McDermott's years of wizardry in the billiard industry.

His magical formula has produced a cue with unexcelled beauty, performance, durability and value.



OUR MAGICAL FORMULA CONSISTS OF:

- ★ 26 models to choose from, with a price range to fit any budget.
- ★ Wood to wood joint, for a solid hit and feel, like a one-piece cue.
- ★ Finest and most durable finish in the billiard industry.
- ★ Choice of wraps — nylon, Irish linen, cork, or calf skin leather.
- ★ Many options are available to meet your personal preferences.
- ★ Fibre ferrule — hits like ivory, but does not crack or chip.
- ★ Choose from 5 different stains at no extra charge.
- ★ You specify the weight and shaft diameter on each cue you order.

100% American Made


GET McMAGIC FROM A McDERMOTT DEALER NEAR YOU!



W186 N7137 MARCY ROAD
MENOMONEE FALLS, WI 53051-4998
PHONE 414/251-4090



ROCKAWAY BILLIARDS



Handicap 9-Ball Tournaments Every Thursday!

**!CHECK OUR PRICES!
Custom Cues
&
Accessories**

**Starts 7:30 PM
\$15 Entry Fee
Cash Paid 4 Places
Trophy for 1st**

**SPECIAL 1/2 PRICE RATES
Mon. - Fri., 2PM-7PM
Senior Citizens
College Students (ID Req.)**

**(17) 9 ft. Gold Crown Pool Tables
(1) 10 ft. Gold Crown Billiard Table**

353 Rt. 46, Rockaway, NJ 07866 201-625-9847

Total Performance Average (TPA) U.S. OPEN Rankings

If you reviewed any of the scores on the previous pages, you probably noticed a number in parentheses to the right of each score. It was called the Accu-Stats Average. It is actually another name for Total Performance Average. Those numbers reflect the player's ability for a single session. What follows are the overall tournament averages for each contestant.

#	NAME	TPA	#	NAME	TPA	#	NAME	TPA
1.	Efren Reyes	.879	18.	George Brunt	.824	35.	John Brinkley	.738
2.	Buddy Hall	.865	19.	Bob Hunter	.814	36.	Jim Cattrano	.734
3.	Earl Strickland	.865	20.	Don Polo	.812	37.	Dan Christian	.732
4.	Jimmy Reid	.861	21.	Howard Vickery	.810	38.	Pete Tascarella	.721
5.	Mike LeBron	.861	22.	Danny Jones	.805	39.	Tom Brown	.720
6.	Steve Mizerak	.854	23.	Danny DiLiberto	.798	40.	Bob Opsahl	.712
7.	Jose Parica	.854	24.	David Howard	.795	41.	Luther Lassiter	.705
8.	Jim Rempe	.852	25.	Kim Davenport	.795	42.	Dave Favor	.690
9.	Wade Crane	.846	26.	Larry Lisciotti	.795	43.	Roy Trivett	.687
10.	Mike Sigel	.845	27.	Jr. Harris	.795	44.	Dave Palmer	.686
11.	Grady Mathews	.839	28.	Dave Bollman	.790	45.	Nick Mannino	.676
12.	Allen Hopkins	.839	29.	Joe Rocha	.786	46.	Charlie Brinson	.664
13.	Mike Gulyassy	.835	30.	Paul Brienza	.779	47.	Guido Orlandi	.658
14.	Danny Medina	.832	31.	Ralph Curry	.779	48.	John Barnshaw	.620
15.	Keith McCready	.831	32.	Pat Fleming	.775	49.	Woody Woodhouse	.611
16.	Louie Lemke	.827	33.	Harvey Mason	.760	50.	JM Flowers	.609
17.	Bob Williams	.827	34.	CM Lee	.740			

IF YOU TAKE YOUR POOL SERIOUSLY...

IT'S TIME TO THINK ABOUT A HUEBLER.

CUSTOM CUES

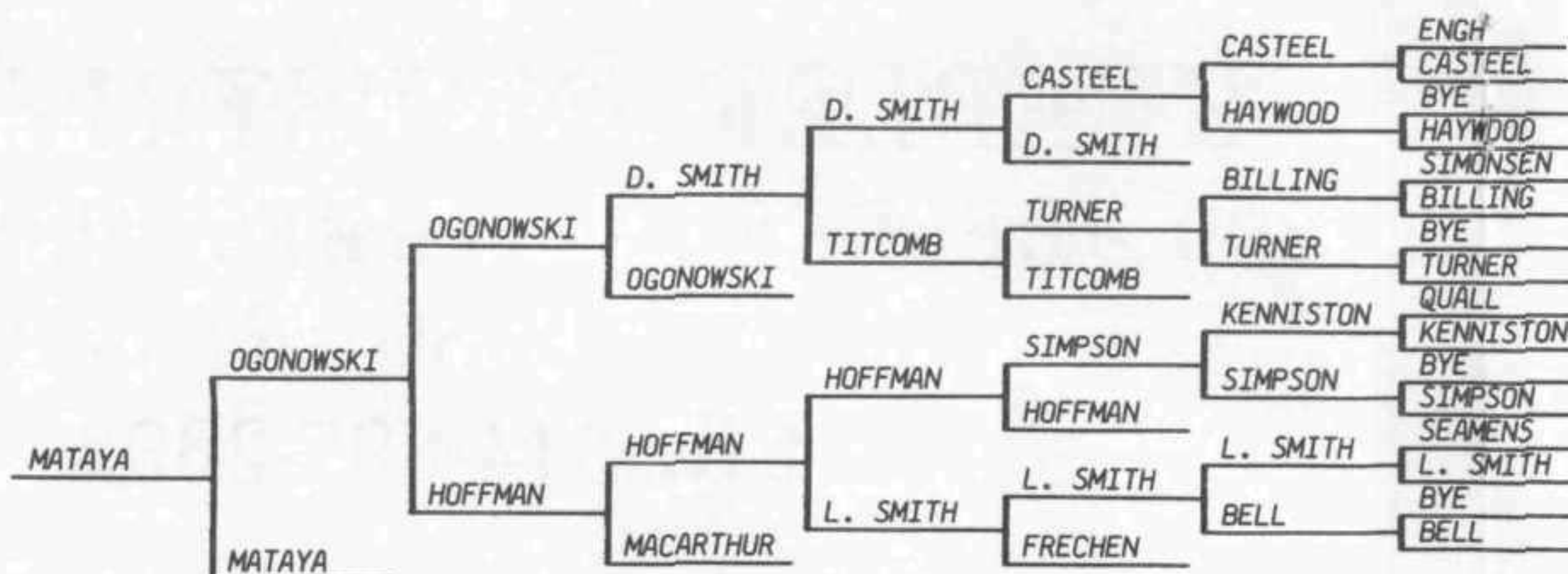
CUSTOM CASES



HUEBLER INDUSTRIES, INC.

**600 JEFFERSON STREET, P.O. BOX 514
LINN, MISSOURI 65051**

PH. 314-897-3692



CHARTS

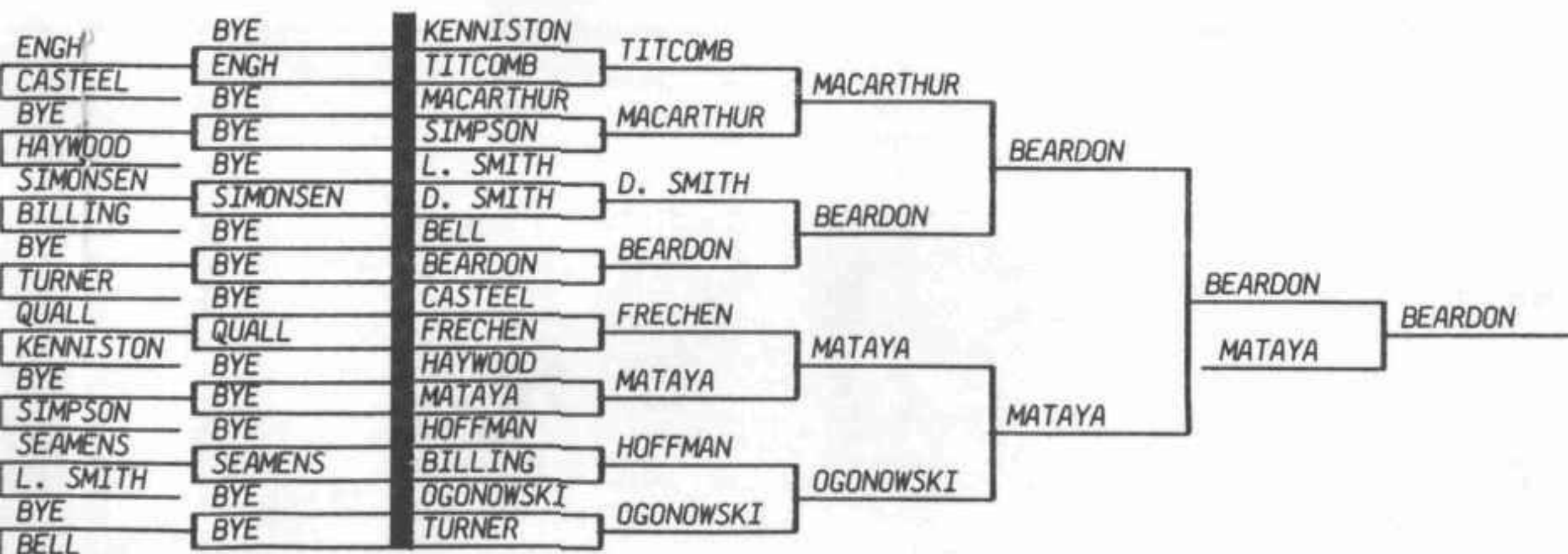
Norfolk

results of the first round of play. For example, DiLiberto defeated Cattrano. This technique reduces the standard chart's height in half while still displaying the results of the first round.

Men

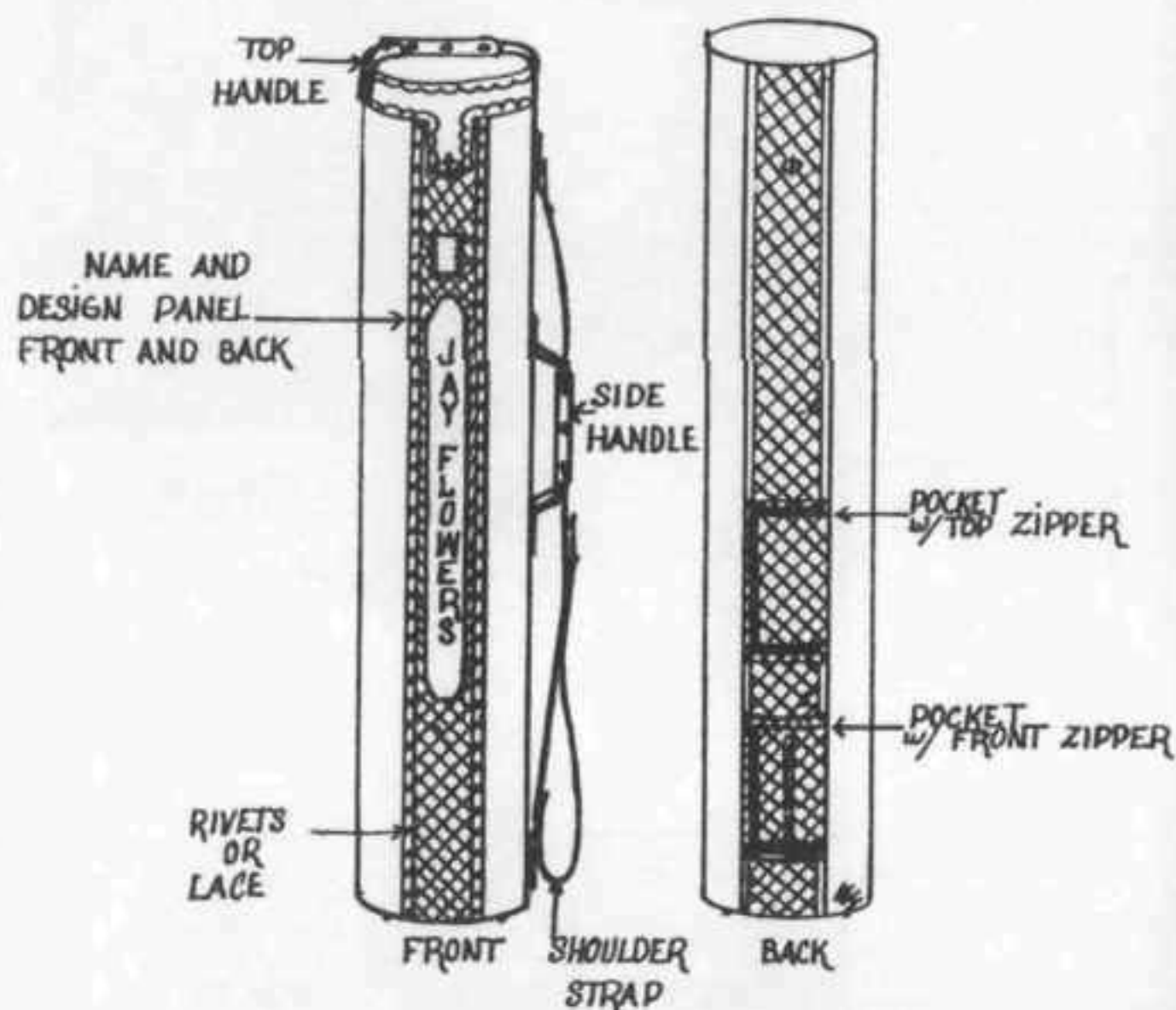


Women



Presenting the J-Ef-Q Case. A case of distinctive design to accommodate your needs and protect your cue stick.

Constructed of 100% leather and brass hardware outside, and lined rigid tubing inside to protect the finish of your stick. Plus a long shoulder strap that folds neatly when not in use. With normal use and a little T-L-C your case will last a long time and serve you well.



Reid

(continued from page 3)

The tournament arena featured three tight pocketed Gold Crowns with bleacher seating for about 200 spectators. The director and producer of "The Color of Money", which is the sequel to "The Hustler", along with star Tom Cruise were in attendance. They came to meet players and experience a genuine tournament.

Accu-Stats was on hand "sweating" matches and showing off its new LED message display. After 1,696 racks and 13,675 balls pocketed, the results were in. The U.S. Open produced fourteen "wire" matches, three shutouts, and twenty .900 TPA's. Honorable mention goes to Efren Reyes who continues to play exceptional 9-ball by posting the high TPA tournament average of .879 which included five of the tournament's twenty .900's.

Reid's Route

Jimmy Reid nearly lost his first match just edging Bob Hunter 11-10. He then trounced Dave Bollman 11-0 and continued his winning ways with Mathews, Crane, and LeBron until LeBron came back from the loser's bracket to avenge the previous loss. LeBron did win the first match but needed another win to clinch the

(continued on page 13)

Scores & Averages

#	Name	Score	Avg.	#	Name	Score	Avg.	#	Name	Score	Avg.
33)	E. Strickland	11	(.823)	38)	J. Brinkley	11	(.780)	43)	J. Parica	11	(.890)
	J. Barnshaw	4	(.586)		R. Curry	10	(.805)		C. Brinson	4	(.632)
34)	M. Gulyassy	11	(.888)	39)	P. Tascarella	11	(.820)	44)	D. Christian	11	(.791)
	H. Mason	5	(.746)		H. Mason	10	(.769)		L. Lassiter	7	(.707)
35)	K. McCready	11	(.810)	40)	L. Lemke	11	(.820)	45)	B. Opsahl	11	(.670)
	J. Brinkley	6	(.741)		J. Barnshaw	3	(.648)		R. Trivett	6	(.657)
36)	E. Reyes	11	(.931)	41)	L. Lisciotti	11	(.791)	46)	T. Brown	11	(.701)
	D. Jones	4	(.783)		N. Mannino	9	(.709)		JM Flowers	6	(.615)
37)	D. Jones	11	(.807)	42)	S. Mizerak	11	(.837)	47)	G. Brunt	11	(.924)
	J. Catrano	9	(.802)		CM Lee	4	(.741)		B. Hunter	4	(.766)



GARLAND BENNETT
President



BENNETT REALTY, INC.

2876 Virginia Beach Boulevard
Virginia Beach, Virginia 23452
Bus. (804) 486-4300 Res. (804) 463-9851

MLS
MEMBER
METRO MLS



Lou Butera

8 x 10 Pool Photographs
by **BILLIE BILLING**
Large Selection Available
\$5.95 each or 6/\$30

Plus \$1.50 postage & handling
Send check or money order to:

BILLIE BILLING
311 6th Avenue
Brooklyn, NY 11215

Scores

#	Name	Score	Avg.
48)	A. Hopkins	11 (.848)	
	B. Williams	9 (.814)	
49)	D. Medina	11 (.920)	
	P. Brienza	7 (.848)	
50)	D. Howard	11 (.787)	
	D. Favor	4 (.628)	
51)	J. Rocha	11 (.836)	
	D. Palmer	7 (.731)	
52)	D. DiLiberto	11 (.835)	
	G. Orlandi	2 (.559)	
53)	D. Jones	11 (.856)	
	J. Brinkley	5 (.651)	
54)	L. Lemke	11 (.861)	
	P. Tascarella	4 (.618)	
55)	S. Mizerak	11 (.890)	
	L. Lisciotti	7 (.783)	
56)	J. Parica	11 (.843)	
	D. Christian	5 (.672)	
57)	B. Opsahl	11 (.766)	
	T. Brown	7 (.723)	
58)	A. Hopkins	11 (.833)	
	G. Brunt	9 (.740)	
59)	D. Medina	11 (.852)	
	D. Howard	3 (.740)	
60)	D. DiLiberto	11 (.865)	
	J. Rocha	2 (.678)	
61)	W. Crane	11 (.892)	
	J. Rempe	7 (.851)	
62)	K. Davenport	11 (.865)	
	H. Vickery	4 (.622)	
63)	J. Reid	11 (.901)	
	D. Bollman	0 (.500)	
64)	G. Mathews	11 (.854)	
	J. Harris	10 (.725)	
65)	M. Sigel	11 (.839)	
	D. Polo	4 (.653)	
66)	M. LeBron	11 (.872)	
	B. Hall	9 (.848)	
67)	E. Strickland	11 (.862)	
	M. Gulyassy	8 (.851)	
68)	K. McCready	11 (.881)	
	E. Reyes	7 (.800)	
69)	J. Harris	11 (.832)	
	D. Jones	8 (.765)	

Mali Billiard Cues made in the U.S.A.

Two-piece billiard cues with the features and quality found only in other cues costing much, much more.

Write or call for brochures and information

The Henry W.T. Mall & Co. Inc.
257 Park Ave. South
New York, N.Y., 10010, U.S.A.

Phone: (212) 475-4960
Toll Free: (800) 223-6468
TWX: (710) 581-5522

70)	D. Bollman	11 (.826)	74)	A. Hopkins	11 (.912)
	L. Lemke	9 (.820)		M. Gulyassy	7 (.725)
71)	H. Vickery	11 (.912)	75)	D. Medina	11 (.795)
	S. Mizerak	10 (.892)		B. Hall	10 (.844)
72)	J. Parica	11 (.900)	76)	D. Polo	11 (.843)
	J. Rempe	10 (.847)		D. DiLiberto	10 (.746)
73)	E. Reyes	11 (.851)	77)	J. Harris	11 (.778)
	B. Opsahl	1 (.484)		D. Bollman	6 (.784)

CUE TIME BILLIARDS

◆ 9-ball Tournaments ◆ Double Elimination

1st and 3rd Sunday of every month
\$25 entry fee **open handicap**

Cue Time adds \$25 with 16 or more players.

PRO SHOP

Large selection of custom cues & cases at discount prices!

CUE TIME BILLIARDS 15 Rt.10, Succasunna, NJ 201-584-1162
(5 minutes off exit 30 on Rt. 80)

Performance Rankings

U.S. Open

TOTAL PERFORMANCE

#	NAME	GAMES	BALLS		TPA
			MADE	ERRORS	
1.	Efren Reyes	162	854	118	.879
2.	Buddy Hall	75	327	51	.865
3.	Earl Strickland	98	435	68	.865
4.	Jimmy Reid	113	571	92	.861
5.	Mike LeBron	157	643	104	.861
6.	Steve Mizerak	73	340	58	.854
7.	Jose Parica	102	438	75	.854
8.	Jim Rempe	54	213	37	.852
9.	Wade Crane	116	493	90	.846
10.	Mike Sigel	98	443	81	.845

(U.S. Open Tournament Average = .803)

BREAK PERFORMANCE

(MINIMUM BREAKS = 20)

#	NAME	GAMES	BREAK BALL MADE			BPA
			SHOTS	W/O	SCR.	
1.	Jr. Harris	108	60	43		.717
2.	John Brinkley	72	35	25		.714
3.	Jimmy Reid	113	69	48		.696
4.	David Howard	62	33	22		.667
5.	Dave Bollman	69	27	18		.667
6.	Steve Mizerak	73	38	24		.632
7.	Wade Crane	116	60	37		.617
8.	Howard Vickery	73	33	19		.576
9.	Keith McCready	81	41	23		.561
10.	Efren Reyes	162	104	57		.548

(U.S. Open Tournament Average = .529)

MISSES

(PER 100 BALLS POCKETED)

#	NAME	BALLS MADE	SHOTS MISSED	AVG
1.	Efren Reyes	854	51	6.0
2.	Mike LeBron	643	40	6.2
3.	Buddy Hall	327	21	6.4
4.	Steve Mizerak	340	22	6.5
5.	Jim Rempe	213	14	6.6
6.	Allen Hopkins	484	33	6.8
7.	Jimmy Reid	571	41	7.2
8.	Mike Sigel	443	33	7.4
9.	Wade Crane	493	37	7.5
10.	Earl Strickland	435	34	7.8

(U.S. Open Tournament Average = 11.1)

KICK PERFORMANCE

(MINIMUM KICKS = 15)

#	NAME	GAMES	KICKS	GOOD	KPA
1.	Jose Parica	102	30	30	1.000
2.	Ralph Curry	39	17	16	.941
3.	Jimmy Reid	113	31	29	.935
4.	Steve Mizerak	73	17	15	.882
5.	Earl Strickland	98	25	22	.880
6.	Buddy Hall	75	23	20	.870
7.	Dave Bollman	69	23	20	.870
8.	Nick Mannino	32	15	13	.867
9.	Efren Reyes	162	42	36	.857
10.	Wade Crane	116	35	30	.857

(U.S. Open Tournament Average = .784)

RUN OUT OPPORTUNITIES

#	NAME	OPPOR-TUNITIES	RUN OUTS	PCT.
1.	Efren Reyes	152	103	67.8
2.	Earl Strickland	80	54	67.5
3.	Jim Rempe	41	27	65.9
4.	Steve Mizerak	62	40	64.5
5.	Mike Gulyassy	58	37	63.8
6.	Danny Medina	69	43	62.3
7.	Jimmy Reid	113	70	61.9
8.	Mike LeBron	135	83	61.5
9.	Mike Sigel	93	57	61.3
10.	Buddy Hall	67	41	61.2

(U.S. Open Tournament Average = 52.8)

POSITION ERRORS

(PER 100 BALLS POCKETED)

#	NAME	BALLS MADE	POSITION ERRORS	AVG
1.	Grady Mathews	375	16	4.3
2.	Earl Strickland	435	19	4.4
3.	Mike Gulyassy	274	12	4.4
4.	Efren Reyes	854	38	4.4
5.	Bob Williams	153	7	4.6
6.	Jim Rempe	213	10	4.7
7.	Steve Mizerak	340	16	4.7
8.	George Brunt	220	11	5.0
9.	Danny Medina	312	16	5.1
10.	Mike LeBron	643	33	5.1

(U.S. Open Tournament Average = 7.5)

U.S. OPEN Averages

Ball made on the break: 58%
 Nine ball made on the break: 1.8%
 Scratch on the break: 9.3%
 Scratch while going for position: 1.8%

Run out from the break: 17%
 Run out after making a ball on the break: 32.%
 Run out with ball in hand: 63%

ACCU-STATS
204 Eagle Rock Avenue
Roseland, New Jersey 07068
(201)838-7089

Vol. 1, No. 8 - The 10th Annual U.S. Open

Publisher-Editor	Patrick Fleming
Field Coordinator	Peter Fleming
Circulation Manager	Fran McKee
Scorekeepers	Bill Foster
	Mary Kenniston
	Lynn Maddox
	Bob Staeck

U.S. Open Tournament Staff:

Host Site	Q-Master Billiards
Promoter-Host	Barry Behrman

Copyright © 1985, by Accu-Stats. All rights reserved. Except as permitted under the United States Copyright Act of 1976, no part of this publication may be reproduced in any form or by any means, without the written permission of the publisher.

Notable Matches

(continued from page 3)

himself and tried a masse'. New score: 10-9. Reyes then made the 9-ball on the break! New score: 10-10. Reyes didn't make anything on the next break and LeBron **did** run out. LeBron 11, Reyes 10.

Both Jimmy Reid (.948) and Mike LeBron (.843) had one loss and were forced to play one last session for the championship. With the score knotted at 5-5, LeBron (.843) missed a bank shot and never stepped up to the table again! Reid (.948) ran the rest of that rack and then very skillfully broke and ran out the next five racks for the U.S. Open victory!

Reid

(continued from page 10)

title. It was not to be, for Reid put together the tournament high run of five racks and posted the highest TPA session of .948!

Men's Finals

Mike LeBron and Jimmy Reid both had one loss and necessitated one more session to determine the 1985 U.S. Open champion. The session began with each player taking advantage of every mistake. For instance, if LeBron missed a shot, Reid ran out. If Reid scratched, LeBron ran out. The neck-and-neck race continued in this manner until the score was 5-5. Then, after Reid failed to make a ball on the break, LeBron ran the first six balls and missed a bank. It would be his last turn at the table for Reid ran the remaining balls of that rack and then for the grand finale, broke and ran out the last five racks for an 11-5 deserving win!

Belinda Wins Again

Q-Master Billiards added \$2,000 to the women's division of the U.S. Open which was held prior to the men's event, November 1-3, 1985. Twenty women competed for the \$6,000 purse with Belinda Campos Beardon backing up her WPBA Championship win with a U.S. Open win. Beardon this time went undefeated.

What's Next?

The next Accu-Stats issue will feature "The North Carolina Fall 9-Ball Classic" hosted by Rob's Roost in Charlotte, North Carolina. The \$10,000 added event immediately followed the U.S. Open on November 12-16, 1985. Earl Strickland defeated Filipino Jose Parica in the final match. For all the details, see the next issue of Accu-Stats!

Subscription Form

YES!!

Enter my name as an Accu-Stats subscriber

SUBSCRIPTION RATE: One Year For Only \$15.00

Card # _____ Exp. Date _____
Signature _____
Name _____
Address _____
City _____ State _____ Zip _____

Check - m/o ☐

Master Card ☐

Visa ☐

Please send me free scoresheet instructions ☐

Accu-Stats 204 Eagle Rock Avenue • Roseland, New Jersey 07068

201-838-7089

Friendly City Open

BRADENTON, FL (9/28-29/85) - Jimmy Reid warmed up for the U.S. Open by winning this inaugural event and its \$1,200 first prize. Family Billiards hosted the twenty-one player event and added \$500 to the pot. The in-the-money results are as follows:

NAME	PRIZE	NAME	PRIZE
1st Jimmy Reid	\$1,200	5th-6th	
2nd Wade Crane	600	Tom Brown	100
3rd George Brunt	400	Bob Williams	100
4th Buddy Hall	200		

4th Annual Akron Open

AKRON, OH (10/17-20/85) - Dot and Jim Starcher of Starcher Billiards hosted and added \$2,000 to this popular event. Earl Strickland outlasted the sixty-four player field and took home another \$4,000.

NAME	PRIZE	NAME	PRIZE
1st Earl Strickland	\$4,000	9th-12th	
2nd Buddy Hall	2,000	Ron Dobesenski	200
3rd Jose Parica	1,000	Jim Marino	200
4th Grady Mathews	500	Harry Sexton	200
5th-6th		Gary Spaeth	200
Paul Campbell	350	13th-16th	
Howard Vickery	350	Richie Ambrose	125
7th-8th		Ray Martin	125
Efren Reyes	250	Mark Maryo	125
Mike Sigel	250	Paul Mottey	125

DANNY JONES: "I GOT A GOOD TIP ON A HORSE NAMED GLUED TO THE GATE, BUT IT LOST."

* * * *

DURING A SKILLFUL REPORTEE BETWEEN TWO PLAYERS TRYING TO "MATCH UP", ONE ASKED, "WHO CAN YOU PLAY?"

THE OTHER, TRYING TO DOWNPLAY HIS ABILITY, REPLIED, "ARE YOU KIDDING? I CAN'T EVEN PLAY DEAD!"



SHOWCASE BILLIARDS

CUSTOM CUE REPAIR SERVICE

(Repair any cue)

Custom Made
2 pc. Hustler Cue:

"Over 15 years experience" **MADE TO YOUR SPECS**

ALL WORK GUARANTEED

\$80.00

Clay & Randy Etheridge

(303) 457-2501

1028 W. 104th Ave.
Northglenn, Colo. 80234

Scores

#	Name	Score	Avg.
78)	J. Parica	11 (.852)	
	H. Vickery	7 (.733)	
79)	E. Reyes	11 (.907)	
	A. Hopkins	4 (.750)	
80)	D. Polo	11 (.849)	
	D. Medina	10 (.853)	
81)	W. Crane	11 (.909)	
	K. Davenport	3 (.765)	
82)	J. Reid	11 (.840)	
	G. Mathews	8 (.773)	
83)	M. LeBron	11 (.875)	
	M. Sigel	7 (.760)	
84)	E. Strickland	11 (.849)	
	K. McCready	6 (.761)	
85)	M. Sigel	11 (.829)	
	J. Harris	8 (.763)	
86)	K. McCready	11 (.929)	
	J. Parica	4 (.860)	
87)	E. Reyes	11 (.906)	
	K. Davenport	6 (.750)	
88)	D. Polo	11 (.845)	
	G. Mathews	7 (.836)	
89)	M. Sigel	11 (.921)	
	K. McCready	3 (.682)	
90)	E. Reyes	11 (.811)	
	D. Polo	8 (.753)	
91)	J. Reid	11 (.892)	
	W. Crane	3 (.776)	
92)	M. LeBron	11 (.923)	
	E. Strickland	5 (.813)	
93)	W. Crane	11 (.833)	
	M. Sigel	7 (.823)	
94)	E. Reyes	11 (.927)	
	E. Strickland	9 (.902)	
95)	E. Reyes	11 (.947)	
	W. Crane	3 (.806)	
96)	J. Reid	11 (.894)	
	M. LeBron	6 (.833)	
97)	M. LeBron	11 (.830)	
	E. Reyes	10 (.841)	
98)	M. LeBron	11 (.841)	
	J. Reid	4 (.716)	
99)	J. Reid	11 (.948)	
	M. LeBron	5 (.843)	

1985 Major Tournament Results

(MINIMUM = \$1,500.00 WINNINGS)

Name	Events	In Money	YTD\$ Winnings	Sessions Won Lost	HOUSTON	OHIO	RHMD KY	RENO	A.C.	MOLINE	RCKYMT	B.C.	NORFOLK
Crane, Wade	10	8	50900.00	58 - 19	2	5-6	7-8	49-64	1	1	17-24	3-4	17-24 4
McCready, Keith	7	6	36916.00	27 - 12	97-108	.	2	3	17-32	.	.	1	7-8 7-8
Hall, Buddy	10	9	32280.00	54 - 19	7-8	2	9-12	4	2	5-6	9-12	33-48	1 17-24
Strickland, Earl	10	10	31705.00	56 - 17	3	1	1	17-24	3-4	13-16	2	17-24	3 5-6
Reyes, Efren	8	6	20366.00	38 - 12	1	.	.	7-8	17-32	7-8	1	49-64	33-45 3
Sigel, Mike	9	8	16406.00	43 - 19	25-32	9-12	17-24	1	9-16	.	3	13-16	4 5-6
LeBron, Mike	4	3	14080.00	17 - 8	33-64	.	.	2	33-45 2
Reid, Jimmy	6	5	12400.00	22 - 11	5-6	.	5-6	.	.	.	17-24	25-32	5-6 1
Rempe, Jim	7	5	10051.00	23 - 15	9-12	.	17-24	2	17-32	25-32	.	5-6	. 17-24
Howard, David	10	7	8650.00	29 - 20	25-32	9-12	3	5-6	65-114	13-16	17-24	9-12	17-24 25-32
Davenport, Kim	10	7	7575.00	28 - 20	7-8	13-16	49-57	13-16	65-114	33-48	5-6	3-4	17-24 9-12
Williams, Bob	7	4	6462.00	22 - 16	5-6	3	49-57	.	5-8	.	7-8	.	25-32 33-48
Hubbart, Larry	5	5	6400.00	18 - 10	17-24	.	7-8	.	.	2	.	25-32	9-12 .
Mathews, Grady	10	7	6030.00	32 - 20	25-32	25-32	17-24	17-24	33-64	33-48	4	25-32	2 9-12
Swanson, Jay	7	6	5441.00	23 - 16	65-96	9-12	5-6	5-6	17-32	17-24	.	17-24	. .
Gulyassy, Mike	8	5	5315.00	18 - 16	4	5-6	25-32	.	33-64	5-6	.	49-64	33-45 17-24
Hopkins, Allen	6	5	5066.00	24 - 12	.	.	4	.	17-32	.	5-6	65-67	9-12 13-16
Frady, Joe	1	1	5000.00	10 - 3	3-4
DiLiberto, Danny	7	7	4986.00	25 - 16	9-12	17-24	13-16	.	9-16	17-24	.	7-8	. 17-24
Mizerak, Steve	5	4	4037.00	20 - 10	.	.	17-24	.	5-8	.	.	9-12	7-8 17-24
Massey, Mike	8	5	3930.00	23 - 16	25-32	7-8	25-32	9-12	33-64	33-48	.	7-8	33-45 .
Hunter, Bob	9	5	3216.00	21 - 20	13-16	25-32	33-48	49-64	17-32	13-16	.	17-24	9-12 33-48
Bollman, Dave	10	8	3180.00	23 - 20	33-48	17-24	9-12	17-24	33-64	33-48	7-8	17-24	17-24 13-16
Sweet, Toby	3	3	3002.00	15 - 8	.	9-12	13-16	.	5-8
Carter, Jeff	4	3	2730.00	13 - 9	.	.	.	7-8	33-64	33-48	.	9-12	. .
Dobesenski, Ron	2	1	2700.00	6 - 4	3	.	33-48	. .
Luat, Rudolfo	4	3	2476.00	18 - 7	.	.	.	33-48	9-16	7-8	.	.	13-16 .
Harris, Jr.	4	3	2465.00	14 - 8	33-48	.	.	9-12	5-6 9-12
Vickery, Howard	9	6	2245.00	20 - 19	65-96	33-48	9-12	17-24	33-64	17-24	17-24	.	13-16 13-16
Vanover, Bob	1	1	2052.00	9 - 3	5-8
Incardona, Bill	4	1	2000.00	7 - 6	.	.	49-57	65-66	65-114	.	.	5-6	. .
McCoy, Don	1	1	2000.00	7 - 2	4
Mataya, Jim	6	3	1966.00	16 - 12	65-96	25-32	.	13-16	17-32	9-12	.	33-48	. .
Dobrowolski, S.	3	2	1776.00	13 - 6	.	.	9-12	.	9-16	.	.	33-48	. .
Varner, Nick	2	2	1726.00	9 - 4	17-24	.	.	.	9-16
Medina, Danny	6	3	1690.00	10 - 12	17-24	.	33-48	49-64	65-114	.	.	17-24	. 13-16
Lane, Dick	2	2	1526.00	9 - 5	25-32	.	.	.	9-16
Hodges, Jimmy	2	1	1500.00	6 - 4	.	4	33-48

ACCU-STATS
204 EAGLE ROCK AVENUE
ROSELAND, NJ 07068

Address Correction Requested

Bulk Rate
U.S. Postage
PAID
Roseland, NJ
Permit #42

YEAR TO DATE Sessions Won ~ Lost

(MINIMUM SESSIONS = 15)

#	NAME	WON	LOST	PCT	#	NAME	WON	LOST	PCT
1.	Strickland, Earl	56	- 17	.767	20.	Howard, David	29	- 20	.592
2.	Reyes, Efren	38	- 12	.760	21.	Carter, Jeff	13	- 9	.591
3.	Crane, Wade	58	- 19	.753	22.	Massey, Mike	23	- 16	.590
4.	Hall, Buddy	54	- 19	.740	23.	Swanson, Jay	23	- 16	.590
5.	Luat, Rudolfo	18	- 7	.720	24.	Davenport, Kim	28	- 20	.583
6.	Sigel, Mike	43	- 19	.694	25.	Williams, Bob	22	- 16	.579
7.	McCready, Keith	27	- 12	.692	26.	Mataya, Jim	16	- 12	.571
8.	Dobrowolski, S.	13	- 6	.684	27.	Bollman, Dave	23	- 20	.535
9.	LeBron, Mike	17	- 8	.680	28.	Gulyassy, Mike	18	- 16	.529
10.	Hopkins, Allen	24	- 12	.667	29.	Vickery, Howard	20	- 19	.513
11.	Reid, Jimmy	22	- 11	.667	30.	Hunter, Bob	21	- 20	.512
12.	Mizerak, Steve	20	- 10	.667	31.	Martin, Ray	11	- 12	.478
13.	Sweet, Toby	15	- 8	.652	32.	Nelson, Larry	7	- 8	.467
14.	Dominguez, Ernesto	11	- 6	.647	33.	Medina, Danny	10	- 12	.455
15.	Hubbart, Larry	18	- 10	.643	34.	Geiler, Rich	8	- 10	.444
16.	Harris, Jr.	14	- 8	.636	35.	Fleming, Pat	7	- 10	.412
17.	Mathews, Grady	32	- 20	.615	36.	Brienza, Paul	11	- 16	.407
18.	DiLiberto, Danny	25	- 16	.610	37.	Opsahl, Bob	5	- 12	.294
19.	Rempe, Jim	23	- 15	.605					

Sessions Decided by One Game

(MINIMUM SESSIONS = 5)

#	NAME	WON	LOST	PCT	#	NAME	WON	LOST	PCT
1.	Reid, Jimmy	5	- 1	.833	13.	Sigel, Mike	6	- 5	.545
2.	McCready, Keith	8	- 2	.800	14.	Howard, David	3	- 3	.500
3.	Luat, Rudolfo	4	- 1	.800	15.	Hubbart, Larry	3	- 3	.500
4.	Massey, Mike	4	- 1	.800	16.	Mataya, Jim	3	- 3	.500
5.	Crane, Wade	9	- 3	.750	17.	Rempe, Jim	4	- 5	.444
6.	Hall, Buddy	7	- 3	.700	18.	Mathews, Grady	3	- 4	.429
7.	Strickland, Earl	6	- 3	.667	19.	Vickery, Howard	4	- 6	.400
8.	Bollman, Dave	6	- 3	.667	20.	Mizerak, Steve	2	- 3	.400
9.	DiLiberto, Danny	4	- 2	.667	21.	Opsahl, Bob	2	- 3	.400
10.	Hopkins, Allen	4	- 2	.667	22.	Davenport, Kim	4	- 8	.333
11.	LeBron, Mike	4	- 2	.667	23.	Reyes, Efren	3	- 7	.300
12.	Hunter, Bob	3	- 2	.600	24.	Medina, Danny	1	- 4	.200
					25.	Brienza, Paul	1	- 6	.143

ACCU-FACT

Earl Strickland has played in all ten major 9-ball tournaments this year and is the only one to finish in-the-money in every one!